

# TILE BOOK

**X**CLUSIVE  
C E R A M I C A

/ CEMENTINE  
CEMENT TILES

# ELEMENT

**GRES PORCELLANATO** PORCELAIN STONEWARE

# ELEMENT

GRES PORCELLANATO PORCELAIN STONEWARE

## NON RETTIFICATO

NOT RECTIFIED



**20,5x20,5**

8"x8"





## BATTISCOPA

SKIRTING




**6,5x20**

3"x8"

IMBALLI PACKAGING								 <b>DIGITAL PRINT</b>
		formati sizes	spessore (mm) thickness (mm)	pz pcs	m <sup>2</sup> sqm	kg	sc box	
<b>20,5x20,5 8"x8"</b>	10	16	0,6725	14,60	48	32,28	700	-
<b>battiscopa</b> skirting								
<b>6,5x20 3"x8"</b>	-	20	-	6,00	-	-	-	-



BIANCO



GRIGIO



NERO



STAR



OPTICAL



SQUARE



FLOWER



GEOMETRY



LILY



ARABESQUE




BAROQUE





# ELEMENT

 **ELEMENT** | BAROQUE 20,5x20,5



 **ELEMENT** | LILY 20,5x20,5





 **ELEMENT** | BIANCO & NERO 20,5x20,5



 **ELEMENT** | FLOWER 20,5x20,5



 **ELEMENT** | ARABESQUE 20,5x20,5





# ELEMENT

 **ELEMENT** | SQUARE 20,5x20,5



 **ELEMENT** | STAR 20,5x20,5





 **ELEMENT** | GEOMETRY 20,5x20,5



 **ELEMENT** | OPTICAL 20,5x20,5



# CARATTERISTICHE TECNICHE

## TECHNICAL FEATURES


**GRES PORCELLANATO SMALTATO**  
CERAMIC STONEWARE GLAZED

**GRUPPO DI APPARTENENZA:**  
SPECIFIC GROUPING:

**EN 14411 APPENDICE G BIa GL**

SIMBOLOGIA	CARATTERISTICHE	UNITÀ DI MISURA	VALORE MEDIO XCLUSIVE	VALORE PRESCRITTO	METODO DI PROVA
SYMBOLGY	FEATURES	UNIT OF MEASUREMENT	XCLUSIVE MEAN VALUE	PRESCRIBED VALUE	TEST METHOD
	<b>DIMENSIONE LATI</b> DIMENSIONS-LENGHT AND WIDTH	%	<b>CONFORME</b> CONFORM	+/- 0,5	UNI EN ISO 10545-2
	<b>RETTILINEITÀ DEI LATI</b> SIDE STRAIGHTNESS	%	<b>CONFORME</b> CONFORM	+/- 0,5	UNI EN ISO 10545-2
	<b>ORTOGONALITÀ DEGLI SPIGOLI</b> CORNER SQUARENESS	%	<b>CONFORME</b> CONFORM	+/- 0,6	UNI EN ISO 10545-2
	<b>PLANARITÀ</b> FLATNESS	%	<b>CONFORME</b> CONFORM	+/- 0,5	UNI EN ISO 10545-2
	<b>SPESSORE</b> THICKNESS	%	<b>CONFORME</b> CONFORM	+/- 5,0	UNI EN ISO 10545-2
	<b>ASSORBIMENTO D'ACQUA</b> WATER ABSORPTION	%	<b>CONFORME</b> CONFORM	≤ 0,5	UNI EN ISO 10545-3
	<b>SFORZO DI ROTTURA</b> BREAKING STRENGHT	N	<b>CONFORME</b> CONFORM	≥ 1300 se sp ≥ 7,5 mm ≥ 700 se sp < 7,5 mm	UNI EN ISO 10545-4
	<b>MODULO DI ROTTURA</b> MODULUS OF RUPTURE	N/mm <sup>2</sup>	<b>CONFORME</b> CONFORM	≥ 35	UNI EN ISO 10545-4
	<b>RESISTENZA AL CAVILLO</b> CRAZING RESISTANCE	-	<b>CONFORME</b> CONFORM	RICHIESTA REQUIRED	UNI EN ISO 10545-11
	<b>RESISTENZA ALLE MACCHIE</b> STAIN RESISTANCE	-	<b>CONFORME</b> CONFORM	3 MIN	UNI EN ISO 10545-14





**TUTTE LE COLLEZIONI  
XCLUSIVE**

ALL THE XCLUSIVE  
COLLECTIONS

**/ CEMENTINE**

**CEMENT TILES**

RE\_STYLE

ELEMENT

RETRÒ

MYSTIQUE

PAINT

AMARCORD

**/ EFFETTO MARMO**

**MARBLE LOOK**

COLOSSEUM

ORIGINI

**/ EFFETTO CEMENTO**

**CONCRETE LOOK**

REWIND

XTREME

ADANA

LAST MINUTE

HABITAT

STREET

**/ EFFETTO PIETRA**

**STONE LOOK**

PIETRA LUNARE

ARTIC

ALPEN

GREY STONE

ORIGINI

QUARZITE

ASPEN

EUROPA

**/ MOSAICI**

**MOSAICS**

MUSE

**/ MATTONCINI**

**BRICKS**

COLOR TREND

OLD TREND

COUNTRY

SUBWAY

**/ EFFETTO LEGNO**

**WOOD LOOK**

GLAMOUR

DEK

WOOD TREND

FOREST WOOD

BRAZILIAN WOOD

BOIS

ESSENZE

PLANK

SALOON

PLANET

AXE

TUDOR

SBIANCATO

WILD

JUNGLE

ORIGINAL BARK

VINTAGE

CARBONARA

# TILE BOOK



by  **Import Export Srl**

Via Ghiarola Nuova, 116  
41042 Fiorano Modenese (MO) Italy  
Tel. +39 0536 808015 - Fax +39 0536 918259

[www.xclusiveceramica.com](http://www.xclusiveceramica.com)  
[info@xclusiveceramica.com](mailto:info@xclusiveceramica.com)

